





14 Grovelands Drive, Camillo WA 6111
Tel: 08 9390 8411
E: Grovelands.ps@education.wa.edu.au
W: www.grovelandsps.wa.edu.au


An Independent Public School

Grovelands Primary School

KINDERGARTEN 2018



Information Booklet



INTRODUCTION



Welcome parents, carers and our new children! We are very happy that you have joined us for Kindergarten at Grovelands Primary School (GPS) and know that you will soon settle in and enjoy a wonderful first year at school.

The purpose of the Early Childhood programme at GPS is to offer and encourage learning through motivating and exciting opportunities in a stimulating environment.

Our Kindergarten programme offers you:

- Personalised developmental learning programmes.
- Strong focus on Literacy & Numeracy.
- An informed and strategic approach to your child's social and emotional development: *You Can Do It*, *123 Magic* and Emotion Coaching.
- Information & Communication Technology (ICT) – Interactive Whiteboard, iPads and current educational Apps.
- Strong family & community partnerships.
- Seamless transition from Kindergarten to Pre-primary to Year One and beyond.

The Kindergarten programme will be formed by the Early Years Learning Framework (EYLF) and provide opportunities for your child to achieve the five EYLF outcomes.

1. Children have a strong sense of identity.
2. Children are connected with and contribute to their world.
3. Children have a strong sense of wellbeing.
4. Children are confident and involved learners.
5. Children are effective communicators.

The programme aligns with the National Quality Standards Framework and Western Australian Curriculum to ensure that your child will be ready for the demands of Pre-primary in 2018.

The first few weeks of Kindergarten can be very daunting for many children and parents. You can help by remaining calm, showing understanding, listening to their concerns or excited stories and by offering lots of love and care while they adjust and settle into the classroom.

You are welcome to discuss any matter regarding your child's education with the teacher in person or by telephone. Please contact the teacher, or the office, to arrange a suitable time to meet. We can help each other to ensure your child gets the most from his or her time here.

This booklet is intended to make it easier for you to prepare for, and become familiar with, the day-to-day running of the class. It should also provide you with information about what to expect during your child's first year at school. If you have any further questions, please contact your child's teacher or the office for clarification.



SCHOOL TERMS 2018

Please check your Kindy Roster to confirm start days.

Term 1	Commences 31 January 2018	Ends 13 April 2018
Term 2	Commences 30 April 2018	Ends 29 June 2018
Term 3	Commences 16 July 2018	Ends 21 September 2018
Term 4	Commences 8 October 2018	Ends 13 December 2018

Information on 'Pupil Free' days will be available through the school newsletter and on the Grovelands Primary School website www.grovelandsp.s.wa.edu.au and the Skoolbag app.



VOLUNTARY CONTRIBUTIONS & CHARGES

A note detailing Voluntary Contributions and Charges for all students will be sent home to each family prior to the end of the year. Voluntary Contributions are to be paid at the school office via Cash, Cheque or EFTPOS, \$30 per child (max \$60 per family). Cheques should be made payable to Grovelands Primary School.

Internet Banking payments can be made to:

Account Name: Grovelands Primary School
BSB: 066 040 Account Number: 19901113
Please make sure you quote student name.

If necessary, payment terms can be negotiated with our Manager, Corporate Services.

PERSONAL ITEMS LIST AND DONATIONS

A list of personal items will be sent home for 2018. Items can be ordered online from the supplier or purchased elsewhere if you desire.

We would appreciate if each family could provide the following:

- Girls - 1 container of cream of tartar, 1 bag thick tubed pasta.
- Boys - 2 kg plain flour, 1 kg bag of cooking salt.

These donations are greatly appreciated as they assist in the efficient running of our Kindergarten program.

SCHOOL HOURS

Monday, Tuesday, Thursday, Friday 8:55am – 3:00pm
Wednesday 8:55am – 2:30pm

KINDERGARTEN DAYS

In 2018 we will be operating two Kindergarten classes. Your child will attend 5 days per fortnight. Confirmation of your child's Group will be mailed to you prior to the end of the school year.

Group One:

Monday & Tuesday and alternate Wednesday's (odd Weeks of Term).

Group Two:

Thursday & Friday and alternate Wednesday's (even Weeks of Term).

ARRIVAL AND DISMISSAL

Children must be delivered and collected from sessions by a responsible adult who is listed as a contact on our school records. If you wish to make alternative arrangements please do so in writing. If you wish for your child to be collected by an older brother or sister, this needs to be arranged with the Principal in writing. We will not release the child to someone unknown to us unless notified in advance. If you need to collect your child earlier than the normal closing time, you must go via the office to obtain a "Leave Pass".

Children should not be on school grounds before 8:20am. If you arrive prior to classrooms being open you must wait with your child until the classroom is opened at 8.40am.



If you arrive at school after 9:10am, you must go via the office and obtain a "Late Pass" to take to the classroom. The office staff will also enter the reason for the late arrival on the school attendance system. At the end of school sessions, a staff member will release children one-by-one as parents and carers arrive at the door.

For safety reasons, children (students or siblings) are not permitted to use the playgrounds before or after school.

Please be prompt when collecting your child as children can become distressed when you are late.

ATTENDANCE

Kindergarten is a non-compulsory year of schooling, however, if you have chosen to enrol your child, it is expected that they will attend. This will enable the most effective and beneficial Early Childhood experience and provide for sequential learning. Missing even one day per week could result in your child missing vital learning opportunities.

Absences should be explained to your class teacher. This can be done verbally, directly to the teacher, by SMS, via the Skoolbag App, by phoning the office or via a note. Please let your classroom teacher know if your child is going to be away for extended periods. Family vacations during term time need to be pre-approved by the Principal.

NOTICES

It is necessary during the year for us to send home various newsletters and notices.

- (a) Please check your child's bag daily.
- (b) Please look for your child's folder in the communication box located outside the Kindy room.
- (c) Please regularly check the verandah notice board.
- (d) Skoolbag App

A fortnightly school newsletter is sent home with the eldest child in the family and is posted to our SkoolBag App.

EMERGENCY INFORMATION

It is sometimes necessary to make contact when children are unwell or injured. Please keep your emergency contact details up-to-date with your teachers and the office.



HEALTH

Please keep your child at home if he or she is unwell even if they “*wish to come*”.

Our School Community Health Nurse, is available to assist you with any health concerns relating to your child. She attends school regularly to perform routine health screening and follow-up on health issues related to Early Childhood (hearing, vision, language development, movement etc). She can be contacted through the school office.



INFECTIOUS ILLNESSES

Children should stay at home until all signs of the illness have passed or until you are advised to return to school by your family doctor. It is recommended that children without up-to-date immunisation stay at home if there is an outbreak of a disease that can be controlled by immunisation.

Please refer to the following list of infectious diseases:

CHICKEN POX	MUMPS
CONJUNCTIVITIS (PINK EYE)	RINGWORM
IMPETIGO (SCHOOL SORES)	RUBELLA (GERMAN MEASLES)
INFLUENZA	SCABIES
MEASLES	WHOOPING COUGH.



HEAD LICE

One problem which can be prevalent in Kindergarten is Head Lice. They can be spread easily between children and the cycle will continue if unchecked. Parents are encouraged to tie long hair back and off the face. A good preventative routine is to comb conditioner through your child's hair with a fine tooth comb on a weekly basis. Under Section 27 of the School Education Act 1999, a child with head lice may be excluded from school until treatment has commenced. PLEASE check your child's hair regularly.

LIBRARY

Kindergarten children will visit the library once a week to borrow a book. Children will need a library bag. Please return the book each week to ensure your child can borrow each time.



SPECIAL PARENT SKILLS

If any parent has a skill/hobby/job that you feel may be of interest to the children, we would be delighted if you would arrange to come to the class and share this experience with the children, e.g. pottery, music, cooking, art, woodwork, gardening.

PARENT ROSTER

Parents are welcome to assist in the classroom. Please write your name on the Parent Roster if you are available. Parents will be required to complete a Confidential Declaration form at the office prior to helping in the classroom.

RECYCLING

We are always on the lookout for good clean junk. Other than toilet rolls, we can make use of all sorts of things so if you have anything that needs a new home, call us!



Ribbons and String	Wire	Ice Cream Containers	Cereal Boxes
Wrapping Paper	Egg Cartons	Felt and Wool	Polystyrene Packing
Cardboard Sheets	Fabric Scraps	Clean Old Socks	35mm Film Containers
Cardboard Tubes	Carpet/Vinyl Pieces	Clean Old Stockings	Magazines
Cardboard Boxes	Spare clothes	Pipe Cleaners	Soap
Bottle Tops	Dress Ups	Matchboxes	Candles
Nuts and Bolts	Newspaper	Dowelling	Junk Jewellery

TOILETING



All children should be capable of attending to their own toileting needs. If your child has difficulty in this area, please let your teacher know so that we can support you. **Toilet accidents do happen, so please provide a change of clothes each day (to be kept in child's school bag).**

TOYS

Please **keep all toys at home**. Toys and other personal items can be very precious but when brought to school, damage or loss can occur. This can cause distress among the students. The classroom is well equipped with toys, puzzles and other play materials that makes bringing 'home toys' unnecessary.

WHAT TO BRING

PLEASE ENSURE ALL PERSONAL ITEMS, (bags, clothes and shoes etc.), ARE CLEARLY LABELLED.

BAG: All children will need to bring a backpack or school bag for **spare clothing**, work to take home, lunches and other personal belongings.

CHANGE OF CLOTHES: Children need to bring a complete change of labelled clothes, including underpants and socks, in their bag. Please explain that they are allowed to change into these clothes if they get wet or have a toileting accident.



CLOTHING / UNIFORM: We have a school uniform that is available through our uniform shop which is open Wednesday mornings 8.30am – 9.00am. Please refer to our Dress Code at the end of this document.

Kindergarten can be a messy place even though we try to take care each day. Most stains will come out in a normal wash but occasionally, you may need to use a Wondersoap or Napi-san type product. Jeans, jewellery, nail polish and temporary tattoos are not permitted at school.

FOOTWEAR: We recommend that children wear safe, practical footwear that they are capable of putting on and removing themselves, eg. velcro runners or closed in sandals. Children are not permitted to wear thongs.

HATS: Please send your child to school with a hat, preferably wide brimmed. If you prefer, this hat can remain at school throughout the Term. Children must wear a hat at all times when outdoors. Our school operates a 'No Hat, No Play' in the sun policy.

FRUIT: Kindergarten children will participate in a shared fruit session each day. Your child needs to bring a piece of fruit or vegetable each day. As we emphasise healthy choices, please do not send lollies, chips or sweet biscuits for fruit time. Some healthy options include: celery, carrots, cucumber, tomato, cauliflower, sultanas, dried fruit, apples, bananas, oranges, seedless grapes, mandarins, pears and any other fruits or vegetables you know are a favourite!



LUNCH: Children will need to bring their lunch in a labelled lunchbox or bag. Although we do have drink fountains, please send a drink bottle with **water only**. Children may pre-order lunches from our canteen. Bags are available from the canteen and in our classroom 'lunch order box'.

PARKING

Parents and carers are required to use the parking area outside the school grounds when dropping off or collecting children. We request that parents DO NOT use the staff car park as it becomes dangerous with parents and small children walking through this area. Please **do not walk through the car park** but rather use the pathway at the main gate.



UNIFORM SHOP and CANTEEN

Our Parents and Citizens' Association (P&C) runs our Canteen and Uniform Shop. P&C meetings are advertised in the school newsletter and everyone is welcome.

The **Uniform Shop** is open every Wednesday 8.30am – 9.00am. A completed order form and full payment can also be left at the office.

Canteen orders for lunch can be placed in the class room. The school **canteen is CLOSED every TUESDAY**. Kindy students cannot order slushies or ice creams. Thank you for your co-operation.



We hope that you find this information booklet useful! Enjoy your first year with us!!!!



School Dress Code Policy & Guidelines

KINDERGARTEN TO YEAR 6 STUDENTS

RATIONALE

The School Board of Grovelands Primary School, in conjunction with the staff of Grovelands Primary School, has established a dress code for all students attending the school. Although the school uniform itself is not compulsory, the dress code is established to promote a **positive, safe and healthy** learning environment for the students.

Grovelands Primary School and its School Board believe a school dress code:

- Ensures students are safely dressed for specific school activities.
- Encourages equity among students.
- Fosters and enhances the public image of the school.
- Assists in building school and team spirit.

SCHOOL DRESS STANDARD

For the health and well being of the child, it is necessary that students be clean, well groomed and have clipped fingernails. **All long hair must be tied back** to discourage the spreading of head lice, and secured away from the eyes so that the child's vision is unobstructed. Parents will be contacted, if the child's safety and well being is compromised by any of the above. Students should wear appropriate footwear that is well fitting and firmly secured to the foot (no thongs, slip ons or high heeled shoes).

Jewellery is not recommended except for studs or small sleepers. Piercing other than the ear should be taped for safety reasons. Medical alert bracelets are permitted. Significant cultural/religious jewellery is permitted. These must be worn under clothing for safety. Watches are permitted.

Cosmetics, nail polish and temporary tattoos are not allowed.

Students should ensure that they take appropriate protection from the sun when outdoors by:

- Wearing sunscreen to school.
- Wearing a suitable hat during all outside activities.
- Wearing clothing that covers the shoulders to protect the skin from the sun.

It is unacceptable to wear clothing, which is:

- Black
- Labelled inappropriately
- Promotes illegal substances.

CONSEQUENCES

Where a student's health and safety is at risk due to poor sun protection, they will be required to sit in a designated shaded area during play breaks. Parents will be notified. Unsafe items of jewellery will be taken to the office and secured in a marked envelope for the child to take home at the end of the day.

Availability of the school uniform:

- New and second-hand articles of clothing are available from the uniform shop.
- Items in the school colours may be purchased from any clothing or department store.

The School Board, in conjunction with the staff of Grovelands Primary School, reviews the dress code on a yearly basis and parents may have input into the dress standard by contacting any of the members of the School Board or P&C.

SCHOOL UNIFORM

Recommended: Two colour shirt with navy blue front, back and collar and light blue side panels with school logo.

Acceptable: Plain navy blue shirt.

Recommended: Navy blue shorts or track pants.

Acceptable: Navy blue pants.

Recommended: Navy blue sports skirt, with **plain navy bloomers, sports pants or bike pants** worn underneath or navy skorts.

Acceptable: Navy blue skirt, pants. **Navy blue leggings or navy stockings may be worn but must be worn under a skirt or skorts.**

Recommended: Navy blue and light blue school windcheater.

Acceptable: Navy blue jumper or windcheater.

Recommended: Well-fitted sports shoes, school shoes or secure sandals.

Acceptable: Shoes that are firmly secured to the foot. **Thongs are not allowed.**

Recommended: Navy blue legionnaire or wide brimmed hat that shades the face and neck and also covers the ears.


Acceptable: Caps without rude, offensive or inappropriate pictures or wording.

Ratified by the School Board: 30 November 2017

Effective date: 30 January 2018.

Chairperson: _____

Principal: _____



How To Install Skoolbag On Your Smartphone

For iPhone and iPad users:


1. Click the "App Store" icon on your Apple device.
2. Type your school name in the search, using suburb name will help.
3. You will see your school appear, click "Get" then "install".
4. The app is FREE to download.
5. When installed click "Open"
6. Select "OK" to receive push notifications, when asked.
7. Click the "More" button on the bottom right of the App, then "Setup".
8. Toggle on the Push Categories that are applicable for you by tapping the on/off switch.



For Android users:

You must first have signed up with a Google Account before installing the app.

1. Click the "Play Store" button on your Android Device
2. Click the magnifying glass icon at the top and type in your school name, using suburb name will help.
3. Click the school name when it appears in the search.
4. Click the "Install" button.
5. Click "Accept" for various permissions (please note, we do not modify any of your personal data on your device).
6. Click "Open" when installed.
7. Click the "More" button on the bottom right of the App, then "Setup".
8. Toggle on the Push Categories that are applicable for you by tapping the on/off switch.



Please Note: Some brands of Android phones need the setting in "Notification Manager" changed to "Allow" instead of "Notify" in order for the push notifications to work. The phone must also be running at least version 4 system software to run the app.

For Windows 8.1 Phone and Windows 8.1 or 10 device users:

1. Go to the Windows Store on your 8.1 Windows Phone or Windows 8.1/10 Device
2. Search for "Skoolbag" in the keyword app search
3. Install the Skoolbag app
4. Find your school either by using the keyword search or location service.
5. Click the "Pin" icon to pin the school tile to your Windows Phone home screen.
6. Click the "More" button on the bottom right of the App, then "Setup"
7. Toggle the Push Categories that are applicable to you by tapping the on/off switch.

Please Note: The Skoolbag Windows App is for 8.1 version Windows Phones, or Windows 8.1 and 10 devices.

